


# PDF Technical File

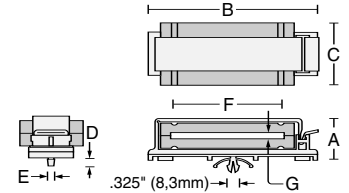
Visitors to this web site are authorized to download this information for reprints or electronic transfer to their technical reference files.



## flat cable clamp

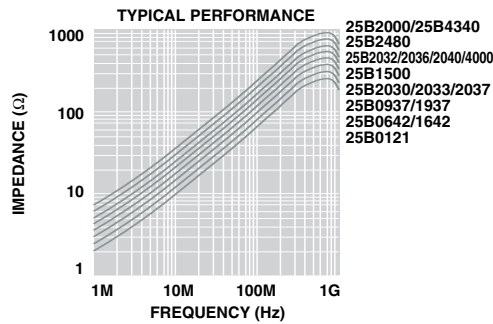
WITH SINGLE PRESS FIT MOUNT. Ferrite assembly bonded in nylon mounting clamp; easily installed by pressing the integral spring tab fastener into a .250" (6,4mm) diameter hole. Two sizes accommodate all flat cables up to 40-conductor width. Fits substrates up to .070" (1,8mm) thickness.

Very effective from 100 MHz to 1 GHz; peak attenuation at 700 MHz. See pages 36 and 37 for impedance curve characteristics.



PART No.	A	B	C	D	E	F	G	IMPEDANCE IN OHMS
FF25B0121	.475 12,7	1.790 45,5	.750 19,1	.325 8,3	.240 6,1	1.010 25,7	.060 1,5	245 @ 700MHz
FF25B2480	.800 20,3	3.180 80,8	1.125 28,6	.280 7,1	.183 4,6	2.047 52,0	.060 1,5	790 @ 700MHz

For specific performance by part number, find the alpha-numeric designation on the charts below according to the last seven digits of each catalog part number; i.e., for part number "CS28B1937" see "28B1937" on the chart.



For further technical information, please contact us at:

**FerriShield<sup>®</sup>**, INC.  
 Interference Control Components

Mulberry Professional Plaza • 426 Mulberry Street \* Suite 300 • Scranton, PA 18503  
 Tel: 570.961.5617 • Fax: 570.969.6274 • e-mail: info@ferrishield.com

[www.ferrishield.com](http://www.ferrishield.com)

ISO 9001:2000 registered